



# Simplify the IPEDS Survey Process

IRIS, the SaaS-based Higher Education Compliance Solution, provides an easier, more effective way to complete your IPEDS surveys, so you can focus on more strategic initiatives that support your institution's goals.

This web-based, user-friendly platform automates the workflow process for reviewing, validating, and approving your IPEDS surveys.

## Key Benefits



### Save Time

Reduce manual entry of targeted survey data and streamline the approval process.



### Enhance Tracking

Manage the IPEDS approval process from start to finish with easy-to-use tracking and communication features.



### Data Accuracy

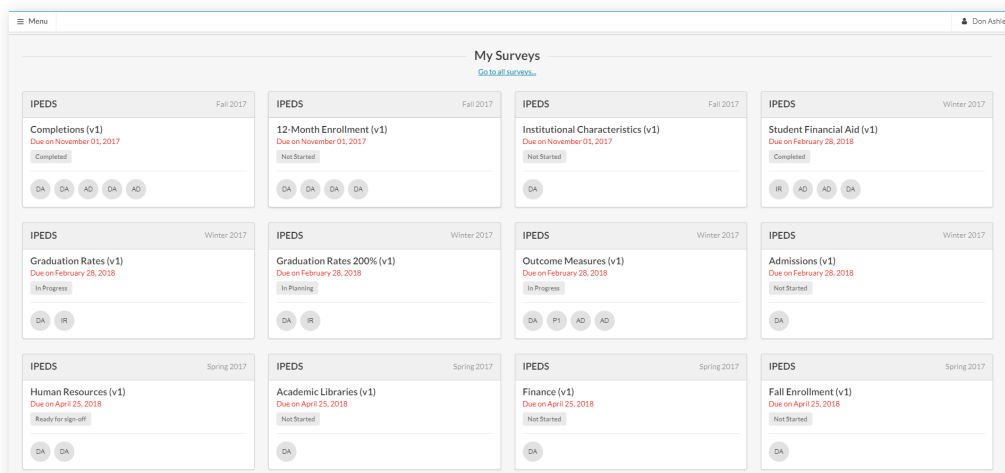
Reduce the risk of misreporting with built-in alerts that let you know when your data doesn't match up to previous year's submissions.



### Ease burden on IT

This secure, centralized cloud solution requires minimal maintenance.

## Key Features



### Dashboard

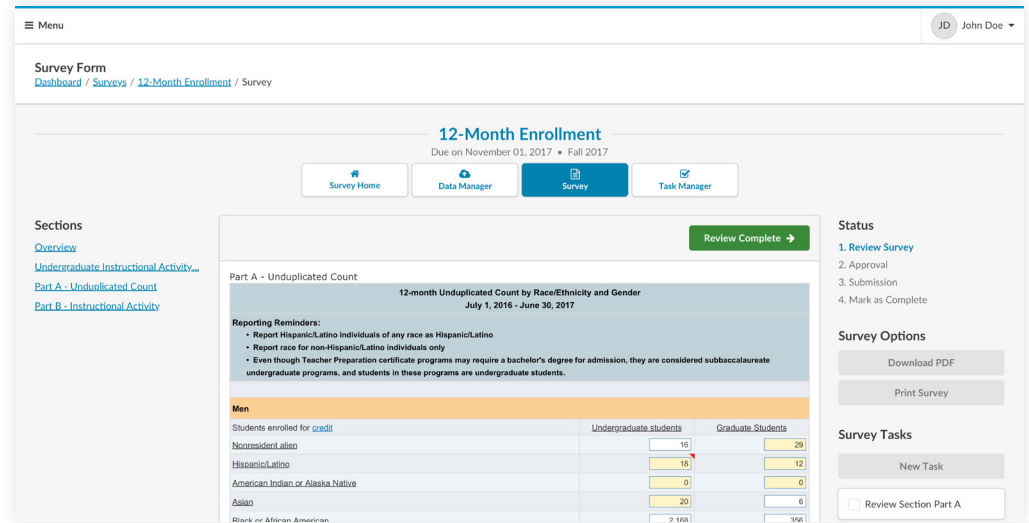
The dashboard allows you to easily see and access all your IPEDS surveys.



## Key Features (cont.)

### Interface

A survey interface identical to the official IPEDS survey with which you're already familiar.



**12-Month Enrollment**  
Due on November 01, 2017 • Fall 2017

Survey Home | Data Manager | Survey | Task Manager

**Sections**  
[Overview](#)  
[Undergraduate Instructional Activity...](#)  
[Part A - Unduplicated Count](#)  
[Part B - Instructional Activity](#)

**Part A - Unduplicated Count**  
12-month Unduplicated Count by Race/Ethnicity and Gender  
July 1, 2016 - June 30, 2017

**Reporting Reminders:**

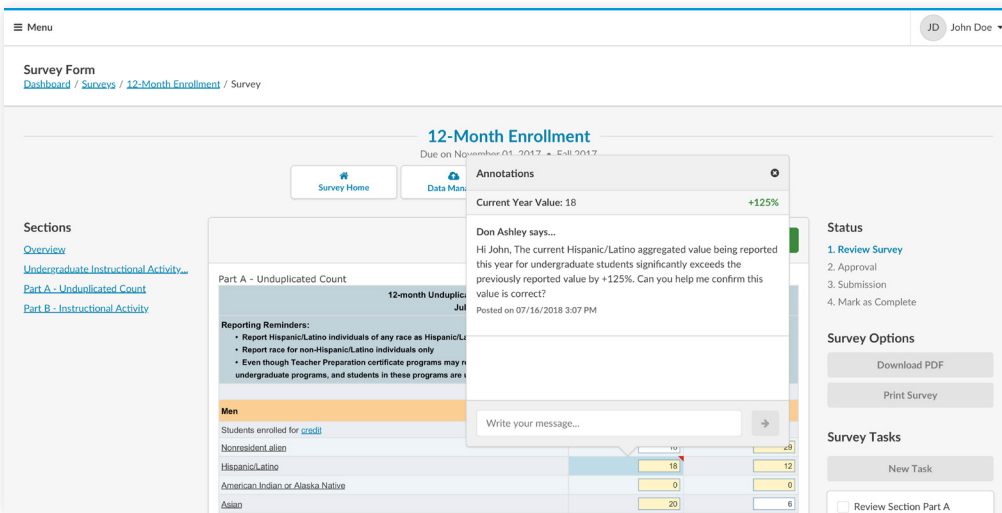
- Report Hispanic/Latino individuals of any race as Hispanic/Latino
- Report race for non-Hispanic/Latino individuals only
- Even though Teacher Preparation certificate programs may require a bachelor's degree for admission, they are considered subbaccalaureate undergraduate programs, and students in these programs are undergraduate students.

| Students enrolled for <b>ucpdi</b> | Undergraduate students | Graduate Students |
|------------------------------------|------------------------|-------------------|
| Nonresident alien                  | 16                     | 29                |
| Hispanic/Latino                    | 18                     | 12                |
| American Indian or Alaska Native   | 0                      | 0                 |
| Asian                              | 20                     | 6                 |
| Black or African American          | 9,168                  | 156               |

**Status**  
1. Review Survey  
2. Approval  
3. Submission  
4. Mark as Complete

**Survey Options**  
Download PDF  
Print Survey

**Survey Tasks**  
New Task  
 Review Section Part A



**12-Month Enrollment**  
Due on November 01, 2017 • Fall 2017

Survey Home | Data Manager

**Annotations**  
Current Year Value: 18 **+125%**

Don Ashley says...  
Hi John, The current Hispanic/Latino aggregated value being reported this year for undergraduate students significantly exceeds the previously reported value by +125%. Can you help me confirm this value is correct?  
Posted on 07/16/2018 3:07 PM

Write your message...

**Part A - Unduplicated Count**  
12-month Unduplicated Count by Race/Ethnicity and Gender  
July 1, 2016 - June 30, 2017

**Reporting Reminders:**

- Report Hispanic/Latino individuals of any race as Hispanic/Latino
- Report race for non-Hispanic/Latino individuals only
- Even though Teacher Preparation certificate programs may require a bachelor's degree for admission, they are considered subbaccalaureate undergraduate programs, and students in these programs are undergraduate students.

| Students enrolled for <b>ucpdi</b> | Undergraduate students | Graduate Students |
|------------------------------------|------------------------|-------------------|
| Nonresident alien                  | 16                     | 29                |
| Hispanic/Latino                    | 18                     | 12                |
| American Indian or Alaska Native   | 0                      | 0                 |
| Asian                              | 20                     | 6                 |
| Black or African American          | 9,168                  | 156               |

**Status**  
1. Review Survey  
2. Approval  
3. Submission  
4. Mark as Complete

**Survey Options**  
Download PDF  
Print Survey

**Survey Tasks**  
New Task  
 Review Section Part A

### Annotations

Ability for reviewers to include annotations within surveys

### About IRIS

Evisions IRIS is a SaaS-based Higher Education Compliance Solution designed with Institutional Research in mind. It provides IR departments a central engine with which to drive their regulatory reporting processes.

For more information, please visit [www.evisions.com/iris-ipeds](http://www.evisions.com/iris-ipeds).